



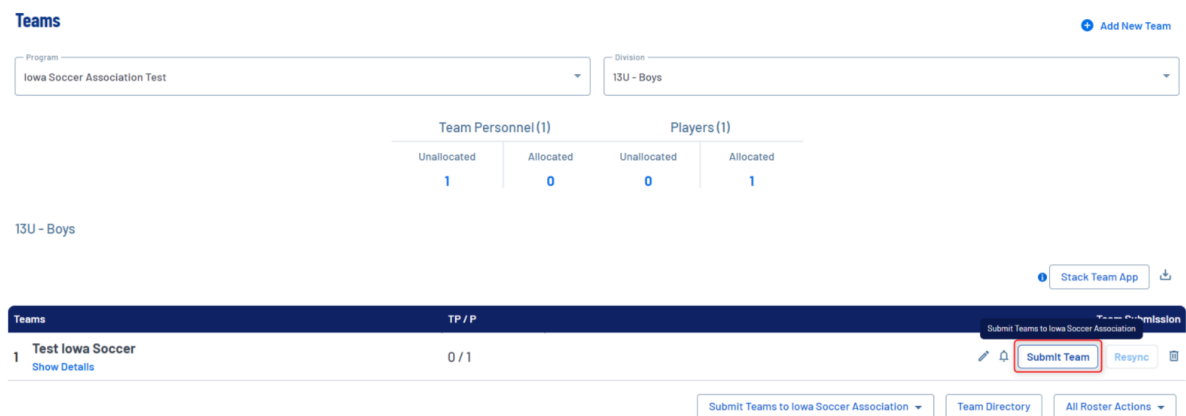
Registering Teams to Iowa State League

In this documentation you will find instructions on how to register for Iowa's State League as an Integrated Sports Connect Club user, non Sports Connect Club users and how to view registered teams.

Please Note: For State League you will submit **one** team at a time as there are questions that will be asked for team placement.

Integrated- Sports Connect Club Users

1. Create your Teams in Sports Connect Club, add 1 person (either Player or Admin) and submit teams to the Iowa Association.





Teams + Add New Team

Program: Iowa Soccer Association Test | Division: 13U - Boys

Team Personnel (1)		Players (1)	
Unallocated	Allocated	Unallocated	Allocated
1	0	0	1

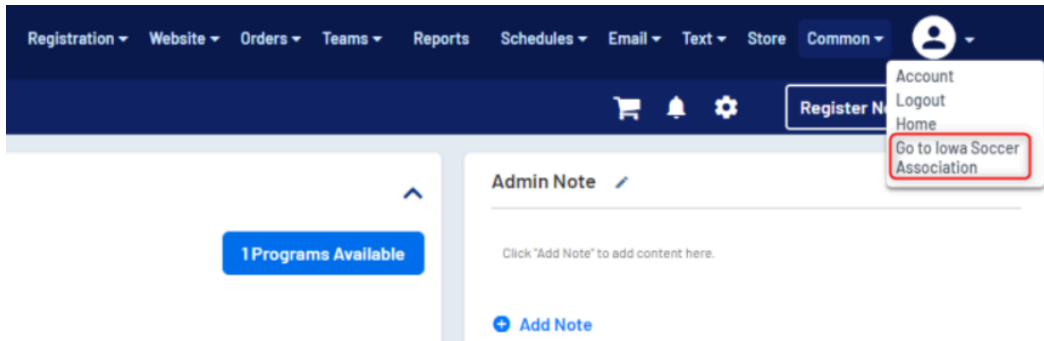
13U - Boys

Stack Team App 

Teams	TP / P	Submission
1 Test Iowa Soccer Show Details	0 / 1	Submit Team Resync 

[Submit Teams to Iowa Soccer Association](#) [Team Directory](#) [All Roster Actions](#)

2. Login to Association Connect via Single Sign On



- Once in the dashboard view, scroll down to the Team Counts widget. Click on the Total Number of Teams to view all of your teams.

Player Counts

Players Assigned	Players Pending	Players Activated
19	104	0

[View All Players](#)

Admin Counts

Admins Assigned	Admins Pending	Admins Activated
2	1	1

[View All Admins](#)

Team Counts

Play Level: All Play Levels | Age Group: All Age Groups

Total Teams	Teams Inactive	Teams Active
89	89	0

[View All Teams](#)

Compliance

Compliance Type	Player/Admin	Total	Complete	Incomplete	View
Risk Status	Admin	4	0	4	View
Profile Photo	Admin	3	1	2	View
Concussion Certificate	Admin	3	1	2	View
SafeSport	Admin	3	0	3	View
Profile Photo	Player	122	4	118	View
Birth Certificate	Player	122	14	108	View
Iowa Soccer Medical Release	Player	122	6	116	View

Bulletin Board

Welcome to the [OrgName] Registrar toolset. On the left hand side of the screen you will also see other menu choices that support the 4 main buttons. These choices provide additional capabilities and features for managing your league. Finally, you will also find additional menu selections in the form of tabbed sections that provide additional options and selections.

- In Team Lookup, you will see a list of all teams submitted from your Sports Connect Club portal, click on the Team Name you want to register.

TEAM LOOKUP 2024 Fall Demo Club / Demo Club / Demo Region

Show Additional Filters

Select Region: Demo Region | Select Club: Demo Club - 0D01 | Select Program: Demo Club | Select Play Type/Level: All Play Levels

Select Age Group: All Age Groups | Select Gender: All Genders | Activation Status: No Status Filter | Search Keywords: demo

Page 1 of 3 Items 1 - 25 of 67

DEL		Team ID	Team Name	Lvl	Age	Club Name	AD	PL	Coach
<input type="checkbox"/>	<input type="checkbox"/>	0D01-01SB12-0086	Demo U12 B May 16 Team	S	B2012	Demo Club	0	0	
<input type="checkbox"/>	<input type="checkbox"/>	0D01-01SB13-0085	Demo Club 25- G2010	S	B2013	Demo Club	0	0	
<input type="checkbox"/>	<input type="checkbox"/>	0D01-01SB14-0086	Demo Club 25- G2010	S	B2014	Demo Club	0	0	

- Once the team pulls up, click on the Tournament tab and select the league name from the drop-down menu. Click Register.

Teams / Find, Edit, Delete a Team Lookup Team 1 of 67 Next Team >>

Demo U12 B May 16 Team
0D01-01SB12-0086

[Team Details](#) [Roster Admin](#) [Roster Player](#) [Ready for Activation? ❌](#) [Team Roster](#) [Travel Roster](#) [Tournament](#)

To register for a tournament, select the tournament you wish to apply for and then click the Register button.
Tournaments Open For Registration

Select A Tournament

- On the Team Info tab please make sure to list your black out dates and answer all questions.

****You will have time later to add team contacts and player roster information.**

- Add any comments or additional information you wish the League to note.

Demo Club - B2010 Blue - Boys 14U
0D01-01SB10-0089 | 2024 Fall Status: Not Activated - Reqs Not Met

[Team Info](#) [Comments](#) [Review](#)

Review Comments Window
Please use the space below to provide any additional team information that will assist the league with divisional placement and/or scheduling

Comments

No comments have been defined for this application

Add Comments Window (attached with this application)
For scheduling purposes please consider.....

8. Once on the Review tab click Submit Application.

Demo Club - B2010 - Boys 14U
0D01-01SB10-0081 | 2024 Fall Status: Not Activated - Reqs Not Met

[Team Info](#) [Comments](#) [Review](#)

Review Application

Shown below is the application that this user submitted.

YOU MUST SUBMIT YOUR APPLICATION BY CLICKING THE "SUBMIT APPLICATION" BUTTON ABOVE IN ORDER TO COMPLETE YOUR APPLICATION

9. Once you have submitted your teams application if you have additional teams please repeat the process.

Demo Club - B2010 Blue - Boys 14U
0D01-01SB10-0089 | 2024 Fall Status: Not Activated - Reqs Not Met

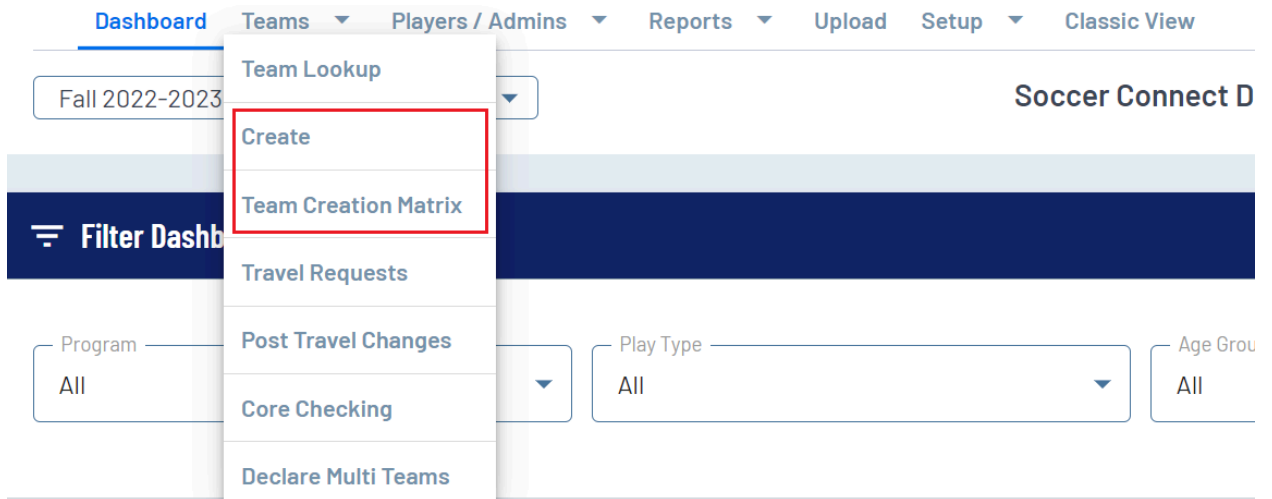
[Team Info](#) [Comments](#) [Review](#)

Thank you for using our new Online Application system.

Thank you for submitting your Team Application. Please stay tuned for future League Communications. If you have questions please contact mwilson@iowasoccer.org.

Non- Sports Connect Club Users

1. Create teams in Association <https://iowasoccer.sportsaffinity.com>
2. If you don't have your username and password please either contact support **800-808-7195** or the State Office
3. Click on Teams in the Navigation
 - i. Click Create to create one team at a time
 - ii. Click Team Creation Matrix to create multiple teams at once



4. For the Team Name make sure you include your **Club's Name and Age**, this will help with team placement.

Teams / Create a New Team


Use the forms to create a new Team within a Club in this league of registration.

Create Multiple Teams

To add Multiple Teams, use the **Team Creation Matrix** to generate multiple teams for different age groups and genders.

* are required fields

Click on the image below to access the team creation matrix:



[Team Creation Matrix](#)

Select Region*
Demo Region

Select Club*
Demo Club - 0D01

Select Program*
Demo Club

Select Season*
2024 Fall

Team Level* Select **Gender*** Boys **Age Group*** 2010

Team Name
Demo Club - B2010 Blue

Team ID (4 numbers are editable)*
0D01-01SB10-0089

Jersey Home Colors **Jersey Away Colors**

Shorts Home Colors **Shorts Away Colors**

Socks Home Colors **Socks Away Colors**

Team Sponsor

5. Once Teams are created click on the team and then Tournament Tab.
6. Select the State League and click Register.

Demo Club - B2011
0D01-01SB11-0047

[Team Details](#)
[Roster Admin](#)
[Roster Player](#)
[Ready for Activation? ❌](#)
[Team Roster](#)
[Travel Roster](#)
[Tournament](#)

To register for a tournament, select the tournament you wish to apply for and then click the Register button.

Tournaments Open For Registration

ISL STATE LEAGUE FALL 2024

Register

- On the Team Info tab please make sure to list your black out dates and answer all questions.

Demo Club - B2010 - Boys 14U
0D01-01SB10-0081 | 2024 Fall Status: Not Activated - Reqs Not Met

[Team Info](#)
[Comments](#)
[Review](#)

Team Information

Please select your age group and complete all required information for your team.
Team Scheduling Blackout Days

Home
 Away

No blackout days found

Team Name*
(up to 25 characters)
 Demo Club - B2010

Team ID
 0D01-01SB10-0081

Home Jersey Colors

Away Jersey Colors

Team Gender*

Playing Age Group*

Team Primary Contact Name*

Team Primary Contact Email Address*

Team Primary Contact Phone #*

****You will have time later to add team contacts and player roster information.**

- Add any comments or additional information you wish the League to note.

Demo Club - B2010 Blue - Boys 14U
0D01-01SB10-0089 | 2024 Fall Status: Not Activated - Reqs Not Met

[Team Info](#)
[Comments](#)
[Review](#)

Review Comments Window

Please use the space below to provide any additional team information that will assist the league with divisional placement and/or scheduling

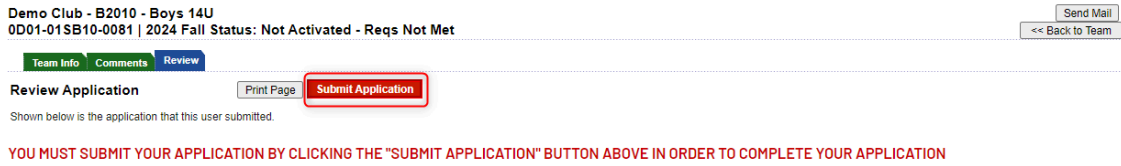
Comments

No comments have been defined for this application

Add Comments Window (attached with this application)

For scheduling purposes please consider....

- Once on the Review tab click Submit Application.



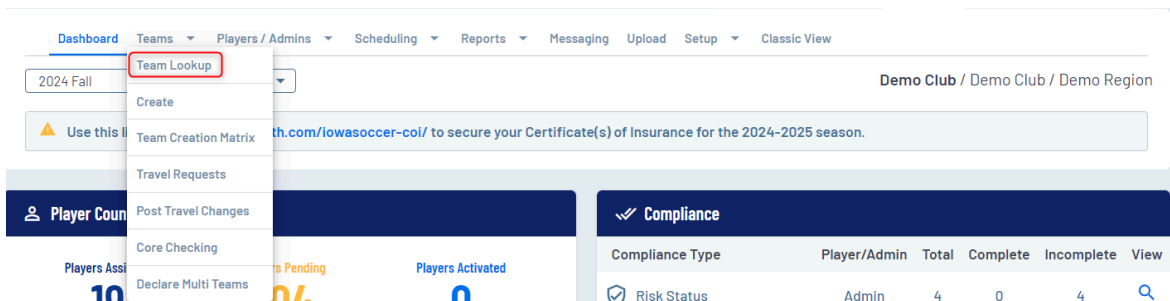
- Once you have submitted your teams application if you have additional teams please repeat the process.



View Teams that are Registered

Team Lookup

- Click on Teams in the navigation bar, select Team Lookup



- Search for your teams
- Once teams have been submitted to the League you will see a green D with a circle for team Declared into a League.

TEAM LOOKUP 2024 Fall

Show Additional Filters

Select Region: Demo Region | Select Club: Demo Club - 0D01 | Select Program: Demo Club | Select Play Type/Level: All Play Levels

Select Age Group: All Age Groups | Select Gender: All Genders | Activation Status: No Status Filter | Search Keywords:

Reset Search

Delete Selected | Email Selected

Page 1 of 3 Items 1 - 25 of 67

DEL		Team ID	Team Name	Lvl	Age	Club Name	AD	PL	Coach
<input type="checkbox"/>	<input type="checkbox"/>	0D01-01SB12-0086	Demo U12 B May 16 Team	S	B2012	Demo Club	0	0	0
<input type="checkbox"/>	<input type="checkbox"/>	0D01-01SB13-0085	Demo Club 25- G2010	S	B2013	Demo Club	0	0	0
<input type="checkbox"/>	<input type="checkbox"/>	0D01-01RB14-0028	Demo Club - Water B2014	R	B2014	Demo Club	0	0	0

Tournament Team Report

You can run a report to make sure all teams have been registered.

1. Click on Team Reports

Dashboard Insights **Teams** Players / Admins Reports Messaging Upload Setup Classic View

TEAM LOOKUP 2024 Fall

My Reports
Graphical Reports
Registrations
Team Reports

2. Select Report Type: Tournament Team Application

TEAM REPORTS 2024 Fall

Select a Club: Demo Club - D01 | Select a Program: Demo Club

Select Gender: All Genders | Select Team Level: | Age Group: | Team Status: All

Report Type: Tournament Team Application

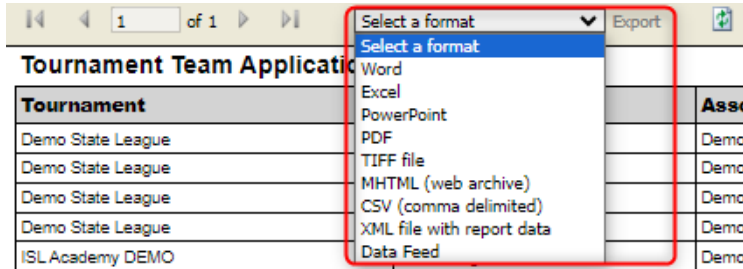
Generate Report Save Report

3. Click Generate Report

Tournament Team Application Report

Tournament	District	Association (League)	Club	Age Group	Team Name	Team Code	# of Admins	# of Players	Team Status	Application Status	Pay Status	Pay Type	Balance Due
Demo State League	Demo Region	Demo Club	Demo Club	Girls 12U	Demo Club - 02013	0001-0181013-0078	0	0	Not Activated	In Progress	Unpaid		\$100.00
Demo State League	Demo Region	Demo Club	Demo Club	Girls 8U/10U	Demo Club - 02014	0001-0181014-0040	0	0	Not Activated	In Progress	Unpaid		\$100.00
Demo State League	Demo Region	Demo Club	Demo Club	Boys 13U	Demo Club 25- 02010	0001-01811010008	0	0	Not Activated	Final Acceptance	Unpaid		\$100.00
Demo State League	Demo Region	Demo Club	Demo Club	Boys 12U	Demo U12 B May 16 Team	0001-0181012-0088	0	0	Not Activated	Final Acceptance	Unpaid		\$100.00

4. You can export the report and sort as needed



The screenshot shows a web interface for a 'Tournament Team Application Report'. At the top, there are navigation arrows and a page indicator '1 of 1'. To the right is an 'Export' button. A dropdown menu is open, listing various file formats for export: Word, Excel, PowerPoint, PDF, TIFF file, MHTML (web archive), CSV (comma delimited), XML file with report data, and Data Feed. Below the dropdown is a table with columns for 'Tournament' and 'Ass' (likely Association). The table contains several rows with 'Demo State League' and one row for 'ISL Academy DEMO'.