

Coach/Team Manager/Board Member Registration Link for NON-STACK / Sports Connect Clubs

[Coach Registration \(bluesombrero.com\)](https://bluesombrero.com)

There are 3 compliance items that are required by either State or Federal law to be completed prior to volunteer participation within the Iowa Soccer Association. Without completion volunteers can be stopped from participation. All of the compliance courses can be completed within the USSF Learning Center.

The Concussion Certificate is obtained by completing the Intro to Safe and Healthy Playing Environments Course Within the USSF Learning Center

Volunteers should complete these courses as quickly as possible following registration. After volunteers are rostered to a team, the Sports Connect system will check with the USSF Learning Center for course completions for 7 consecutive days. If results are found, they will automatically be uploaded to volunteers Sports Connect Profile.

If volunteers do not complete the courses within 7 days of being rostered to a team, they will need to click the 'Get Learning Center Updates' button which can be located within your My Account page in the Sports Connect Association platform. Club registrars as well as the ISA state office also have access to the 'Get learning Center Updates' button for all of their volunteers.

[Access the USSF Learning center here: https://learning.ussoccer.com](https://learning.ussoccer.com) then click the Safe Soccer tab

Required Compliance:

1. SafeSport Certification (Can be obtained within the USSF Learning Center)
2. Concussion Certification (Within the USSF Learning Center by taking the Intro to Safe and Healthy Playing Environments Course)
3. Completed and approved Background Check. This is automatically run once your register and may take up to 10 business days to return results.

TEAM PERSONNEL LISTING

Register Now

Positions

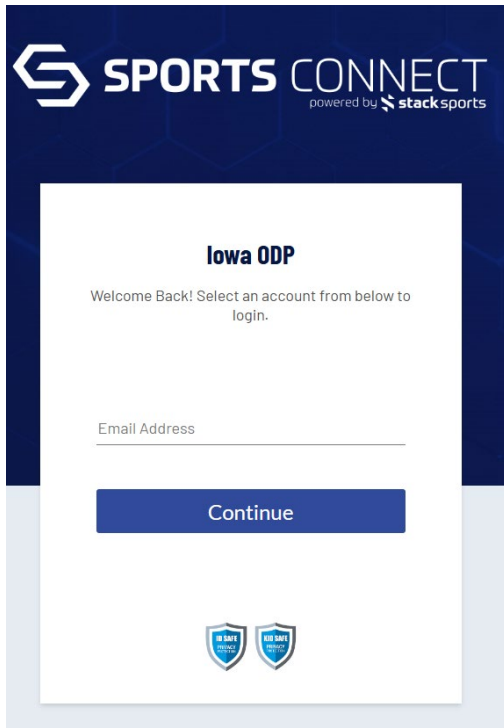
Coach Risk Management Registration

All Positions ⓘ

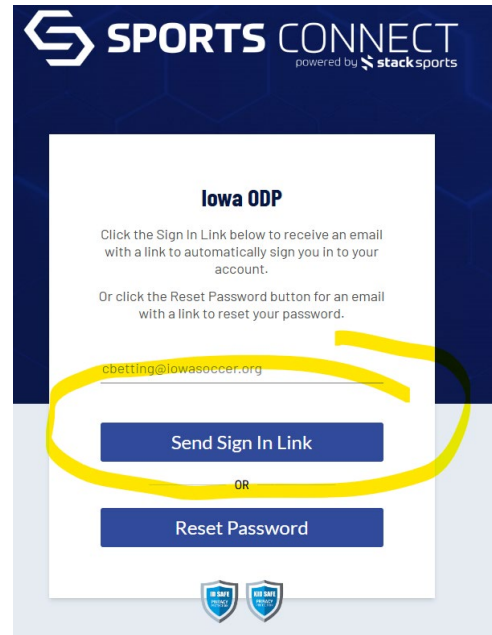
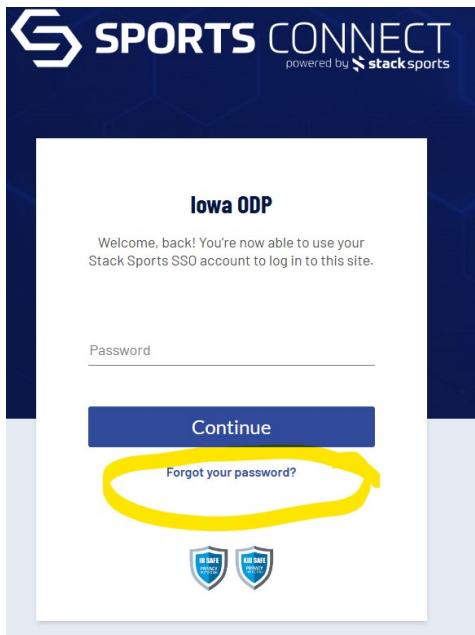
+ Sign Up

Step One –

- Enter your email address.
 - This is the one that you have used to coach in the past.
- If you are a coach that has a US Soccer Learning Center profile.
 - Use that email address here.
- **Do not use a brand-new email address as your past history will be lost.**



Step Two – Possibly reset your password to gain access. Step Three – Have them send the magic link. Makes it SUPER EASY!!!



Step Four - Go to your email and click the magic link!

Your automatic login link for Iowa ODP.



no-reply@stacksports.com
To Casey Betting



6:45 AM

Click here to download pictures. To help protect your privacy, Outlook prevented automatic download of some pictures in this message.

Welcome back!

Automatically log in to your Iowa ODP account by clicking the button below.

Magic Link

The link in the button will expire after 24 hours.

Note: If you did not make this request, please disregard this message.

Sports Connect | Stack Sports

Copyright © 2021 Sports Connect

Step Five – The graphic below shows multiple roles. I have deleted the Assistant Coach and Team Manager roles for the purpose of registration. The Head Coach role will be the only option, so select that one!

Looking to get involved? Here are some opportunities.
You can sign up yourself or a family member.

Coach Risk Management Registration
Risk Management

All Positions
Coach Risk Management
Casey is signed up for this position

Select

[< Back](#) [Show All Available Opportunities](#) [Skip >](#)

Looking to get involved? Here are some opportunities.
You can sign up yourself or a family member.

Coach Risk Management Registration
Risk Management

All Positions
Who would you like to sign up for this role?


Sign up Casey Sign up a new user

[< Back](#) [Show All Available Opportunities](#) [Skip >](#)


Then click continue to advance to the next step.

Step Six – Pretty Standard Form Questions

- Social Security number is required as this is the gateway to your background check. Some of your coaches are already cleared up to 7/15/2025. I will show you that part soon!
- Advise coaches they will need to upload a photo here.
- They will also need to select your club from a drop-down list.
- If they coach for multiple clubs, they can select a secondary club on the list as well.
- *Some of the information may already be populated if they had a Demosphere profile in the system when we transferred data AND the Demosphere profile transferred well (some Demosphere information was a little glitchy moving from place to place).*

 Casey


You've selected the following opportunity:

 Coach Risk Management
Registration
Risk Management
Head Coach

Contact Information

Legal First Name * Middle Name

Legal Last Name * Email Address



Street City * State

Cell Phone Home Phone

Cell Phone


Proof of Identification

Social Security Number *

SSN #

Additional Information

We need a little more information for the following roles you've selected.

 Coach Risk Management
Registration
Risk Management
Head Coach

Name Suffix Please select your Primary Club below: SID is for SportsConnect internal use Only *

Please select your secondary Club below: SID is for SportsConnect internal use Only

Concussion Certificate
Only .png, .jpg, .pdf, .jpeg, .gif files allowed. Max file size 10MB

SafeSport
Only .png, .jpg, .pdf, .jpeg, .gif files allowed. Max file size 10MB

[← Back](#) [Continue](#)

Step Seven - The next screen will be the coaches profile page.

My Roles & Certificates

Got it



Casey Betting /

ID Number: 65949-707588

Head Coach Coach Risk Management Registration 65949-707588 Risk Management

Coach Risk Management Coach Risk Management

<input type="checkbox"/>	Certification	Expiration Date	Status	Compliant
<input type="checkbox"/>	Risk Status	07/15/2025	Approved	☑
<input type="checkbox"/>	Concussion Certificate	None	None	⚠
<input type="checkbox"/>	SafeSport	None	Verified	☑
<input type="checkbox"/>	Coaching License	None	National D	☑

Renew & Update

Volunteer

You will see that my risk expiration date is shown. You will see that I am safesport verified. You will also see that my coaching license showed up in my profile. The coaching license will also show up on the coach passes in this system (maybe not immediately but within a few hours of setting up your profile)! My only non-compliance item is the concussion training. This will take place through the learning center and will be linkable from my profile page once that goes live in early June. Coaches can also choose to upload certificates and coaching licenses into this profile page and the state can verify those.

Coaches can use this web address to access their US Soccer Learning Center profile where they can find both their Safesport training AND their Concussion training - [U.S. Soccer Learning Center \(ussoccer.com\)](https://ussoccer.com) . If you aren't immediately directed to the Safe Soccer tab in this website, access that. Your concussion training is labeled – Introduction to Safe and Healthy Playing Environments.