



Registering Teams to Iowa Academy League

In this documentation you will find instructions on how to register for Iowa's Academy League as an Integrated Sports Connect Club user, non Sports Connect Club users and how to view registered teams.

Please Note: For Academy League you will submit one team at a time as there are questions that will be asked for team placement.

Integrated- Sports Connect Club Users


1. Create your Teams in Sports Connect Club, add 1 person (either Player or Admin) and submit teams to the Iowa Association.


Teams ➕ Add New Team

Program: Iowa Soccer Association Test Division: 13U - Boys

Team Personnel (1)		Players (1)	
Unallocated	Allocated	Unallocated	Allocated
1	0	0	1

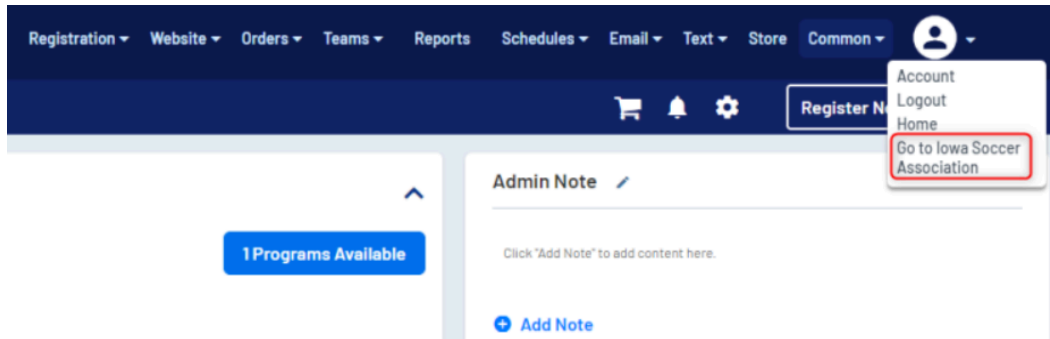
13U - Boys

Stack Team App 

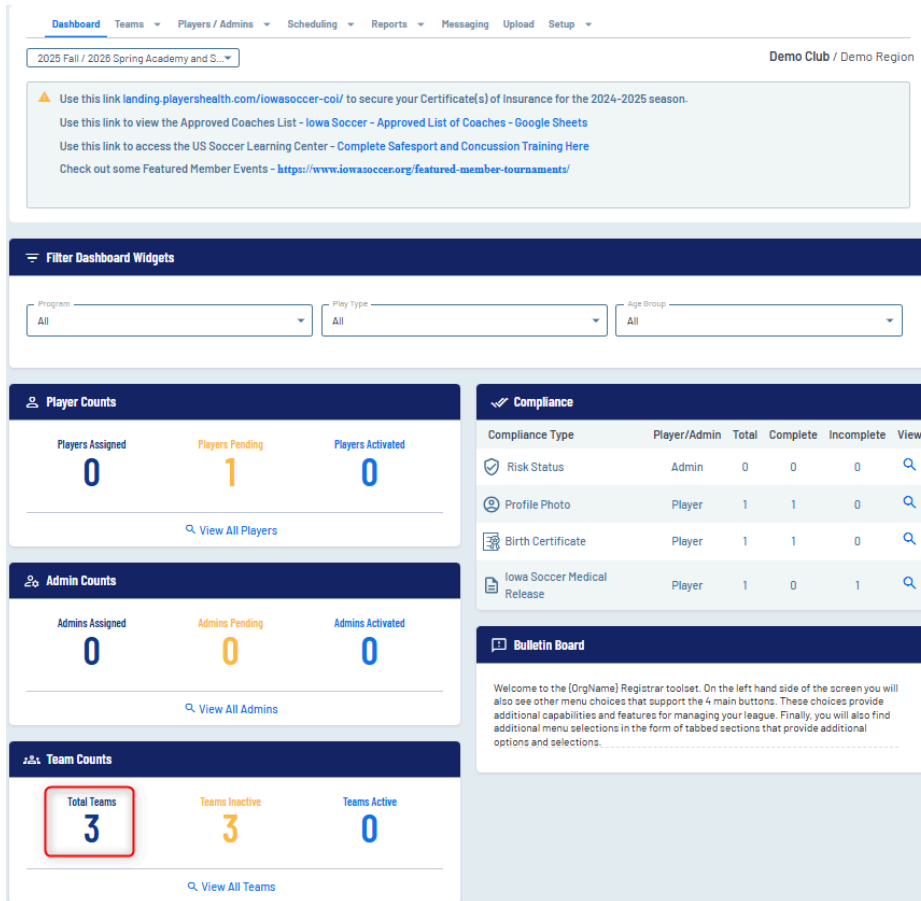
Teams	TP / P	Submission
1 Test Iowa Soccer Show Details	0 / 1	Submit Teams to Iowa Soccer Association Submit Team Resync 

Submit Teams to Iowa Soccer Association Team Directory All Roster Actions

2. Login to Association Connect via Single Sign On



- Once in the dashboard view, scroll down to the Team Counts widget. Click on the Total Number of Teams to view all of your teams.



The screenshot shows the main dashboard area. At the top, there's a navigation bar with links: Dashboard, Teams, Players / Admins, Scheduling, Reports, Messaging, Upload, Setup. Below this is a dropdown menu for '2025 Fall / 2026 Spring Academy and S...' and a 'Demo Club / Demo Region' label. A light blue box contains several links for insurance, coaches, training, and member events. Below this is a 'Filter Dashboard Widgets' section with dropdowns for Program (All), Play Type (All), and Age Group (All). The main content area is divided into several widgets:

- Player Counts:** A widget showing 'Players Assigned' (0), 'Players Pending' (1), and 'Players Activated' (0). A link 'View All Players' is at the bottom.
- Admin Counts:** A widget showing 'Admins Assigned' (0), 'Admins Pending' (0), and 'Admins Activated' (0). A link 'View All Admins' is at the bottom.
- Team Counts:** A widget showing 'Total Teams' (3, highlighted with a red box), 'Teams Inactive' (3), and 'Teams Active' (0). A link 'View All Teams' is at the bottom.
- Compliance:** A table with columns: Compliance Type, Player/Admin, Total, Complete, Incomplete, and View. It lists items like Risk Status, Profile Photo, Birth Certificate, and Iowa Soccer Medical Release.
- Bulletin Board:** A section with a welcome message and instructions for the Registrar toolset.

- In Team Lookup, you will see a list of all teams submitted from your Sports Connect Club portal, click on the Team Name you want to register.

TEAM LOOKUP

2025 Fall / 2026 Spring Academy and Sel... ▼

[Show Additional Filters](#) ▼

Select Region
Demo Region ▼

Select Club
Demo Club - 0D01 ▼

Select Program
All Programs ▼

Select Play Type/Level
All Play Levels ▼

Select Age Group
All Age Groups ▼

Select Gender
All Genders ▼


Activation Status
No Status Filter ▼

Search Keywords

[Reset](#) [Search](#)

[Delete Selected](#) [Email Selected](#)

Page 1 of 1 Items 1 - 3 of 3 |< < > >|

DEL		Team ID	Team Name	Lvl	Age	Club Name	AD	PL	Coach
<input type="checkbox"/>	<input type="checkbox"/>	0D01-01SB10-0099	Demo Club - B2010	S	B2010	Demo Club	0	0	
<input type="checkbox"/>	<input type="checkbox"/>	0D01-01AB17-0100	Demo Club - B2017	A	B2017	Demo Club	0	0	
<input type="checkbox"/>	<input type="checkbox"/>	0D01-01SG11-0098	Demo Club - G2011	S	G2011	Demo Club	0	0	

5. Once the team pulls up, click on the Tournament tab and select the Academy League from the drop-down menu. Click Register.

Demo Club - B2017

0D01-01AB17-0100

[Team Details](#)
[Roster Admin](#)
[Roster Player](#)
[Not Ready for Activation? !\[\]\(a03a7eb2f4046e1d3c76772003e549ea_img.jpg\)](#)
[Team Roster](#)
[Travel Roster](#)
[Tournament](#)

To register for a tournament, select the tournament you wish to apply for and then click the "Register" button.

Tournaments Open For Registration

Select a Tournament

2025 Fall Developmental Conference NYSL
 2025 Fall Premier Conference NYSL
 2025 NYSL Summer Showdown
 ISL ACADEMY FALL 2025

Register

6. On the Team Info tab please make sure to list your black out dates and answer all questions.

****You will have time later to add team contacts and player roster information.**

7. Add any comments or additional information you wish the League to note.

Demo Club - B2010 Blue - Boys 14U
0D01-01SB10-0089 | 2024 Fall Status: Not Activated - Reqs Not Met

Team Info **Comments** **Review**

Review Comments Window
Please use the space below to provide any additional team information that will assist the league with divisional placement and/or scheduling

Comments

No comments have been defined for this application

Add Comments Window (attached with this application)
For scheduling purposes please consider.....

Add Comments Continue >>

8. Once on the Review tab click Submit Application.

Demo Club - B2010 - Boys 14U
0D01-01SB10-0081 | 2024 Fall Status: Not Activated - Reqs Not Met

Team Info **Comments** **Review**

Review Application **Print Page** **Submit Application** **Send Mail** **<< Back to Team**

Shown below is the application that this user submitted.

YOU MUST SUBMIT YOUR APPLICATION BY CLICKING THE "SUBMIT APPLICATION" BUTTON ABOVE IN ORDER TO COMPLETE YOUR APPLICATION

9. Once you have submitted your teams application if you have additional teams please repeat the process.

Demo Club - B2010 Blue - Boys 14U
0D01-01SB10-0089 | 2024 Fall Status: Not Activated - Reqs Not Met

Team Info **Comments** **Review**

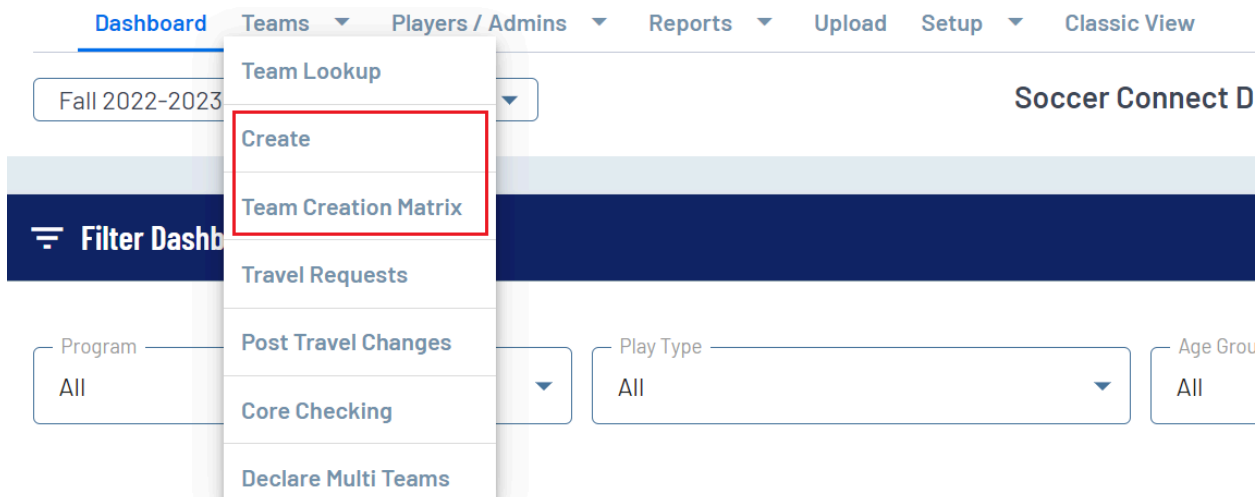
Thank you for using our new Online Application system.

Thank you for submitting your Team Application. Please stay tuned for future League Communications. If you have questions please contact mwilson@iowasoccer.org.

Non- Sports Connect Club Users

1. Create teams in Association <https://iowasoccer.sportsaffinity.com>
2. If you don't have your username and password please either contact support **800-808-7195** or the State Office
3. Click on Teams in the Navigation
 - i. Click Create to create one team at a time

- ii. Click Team Creation Matrix to create multiple teams at once



4. For the Team Name make sure you include your **Club's Name and Age**, this will help with team placement.

Teams / Create a New Team


Use the forms to create a new Team within a Club in this league of registration.

Create Multiple Teams

To add Multiple Teams, use the **Team Creation Matrix** to generate multiple teams for different age groups and genders.

* are required fields

Click on the image below to access the team creation matrix.



[Team Creation Matrix](#)

Select Region*
Demo Region

Select Club*
Demo Club - 0D01

Select Program*
Demo Club

Select Season*
2025 Fall / 2026 Spring Academy and Select Soccer

Team Level*
Academy

Gender*
Boys

Age Group*
2017

Team Name
Demo Club - B2017

Team ID (4 numbers are editable)*
0D01-01AB17-0100

Jersey Home Colors

Jersey Away Colors

Shorts Home Colors

Shorts Away Colors

Socks Home Colors

Socks Away Colors

Team Sponsor

5. Once Teams are created click on the team and then Tournament Tab.
6. Select the Academy League and click Register.

Demo Club - B2017

0D01-01AB17-0100

[Team Details](#)

[Roster Admin](#)

[Roster Player](#)

[Not Ready for Activation? !\[\]\(5a132f13505a6571904d622757b7a8f0_img.jpg\)](#)

[Team Roster](#)

[Travel Roster](#)

[Tournament](#)

To register for a tournament, select the tournament you wish to apply for and then click the "Register" button.

Tournaments Open For Registration

Select a Tournament

Register

2025 Fall Developmental Conference NYSL

2025 Fall Premier Conference NYSL

2025 NYSL Summer Showdown

ISL ACADEMY FALL 2025

- On the Team Info tab please make sure to list your black out dates and answer all questions.

Demo Club - B2010 - Boys 14U

0D01-01SB10-0081 | 2024 Fall Status: Not Activated - Reqs Not Met

[Team Info](#)

[Comments](#)

[Review](#)

Team Information

Please select your age group and complete all required information for your team.

Team Scheduling Blackout Days

☐ Home ☐ Away

Add a date

No blackout days found

Team Name*

(up to 25 characters)

Demo Club - B2010

Team ID

0D01-01SB10-0081

Home Jersey Colors

Away Jersey Colors

Team Gender*

Boys

Playing Age Group*

Boys 14U

Team Primary Contact Name*

Team Primary Contact Email Address*

Team Primary Contact Phone #*

****You will have time later to add team contacts and player roster information.**

- Add any comments or additional information you wish the League to note.

Demo Club - B2010 Blue - Boys 14U
0D01-01SB10-0089 | 2024 Fall Status: Not Activated - Reqs Not Met

[Team Info](#) [Comments](#) [Review](#)

Review Comments Window

Please use the space below to provide any additional team information that will assist the league with divisional placement and/or scheduling.

Comments

No comments have been defined for this application

Add Comments Window (attached with this application)
For scheduling purposes please consider.....

[Add Comments](#) [Continue >>](#)

9. Once on the Review tab click Submit Application.

Demo Club - B2010 - Boys 14U
0D01-01SB10-0081 | 2024 Fall Status: Not Activated - Reqs Not Met

[Send Mail](#)
[<< Back to Team](#)

[Team Info](#) [Comments](#) [Review](#)

Review Application

[Print Page](#)

[Submit Application](#)

Shown below is the application that this user submitted.

YOU MUST SUBMIT YOUR APPLICATION BY CLICKING THE "SUBMIT APPLICATION" BUTTON ABOVE IN ORDER TO COMPLETE YOUR APPLICATION

10. Once you have submitted your teams application if you have additional teams please repeat the process.

Demo Club - B2010 Blue - Boys 14U
0D01-01SB10-0089 | 2024 Fall Status: Not Activated - Reqs Not Met

[Team Info](#) [Comments](#) [Review](#)

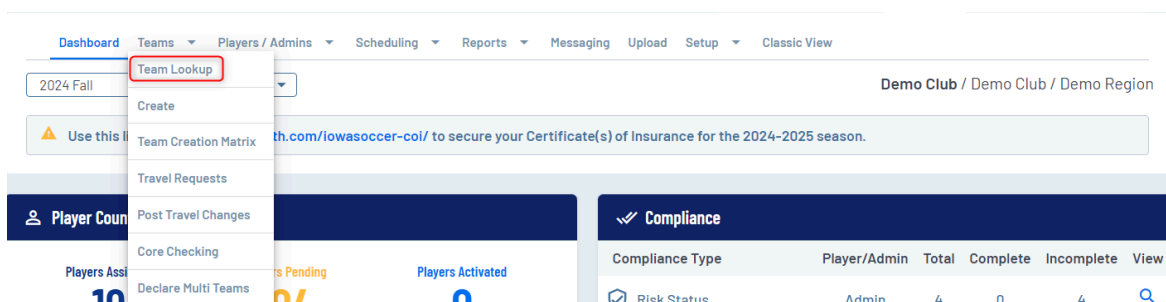
Thank you for using our new Online Application system.

Thank you for submitting your Team Application. Please stay tuned for future League Communications. If you have questions please contact mwilson@iowasoccer.org.

View Teams that are Registered

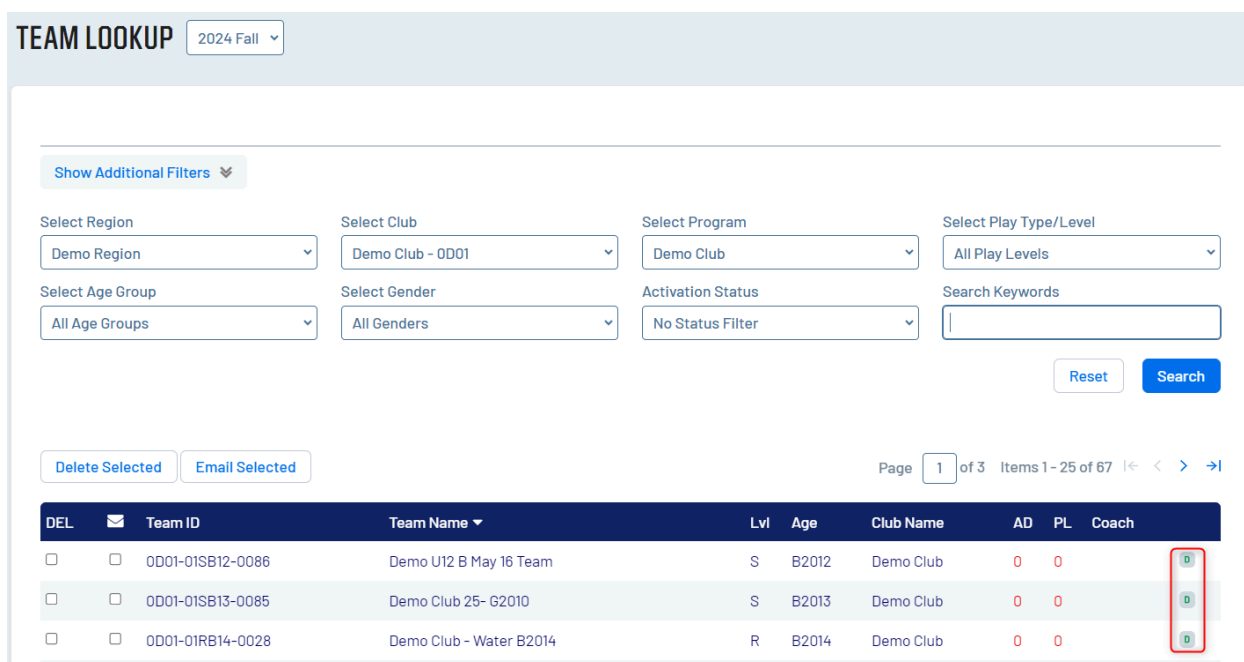
Team Lookup

1. Click on Teams in the navigation bar, select Team Lookup



The dashboard shows a navigation bar with 'Teams' selected. A dropdown menu is open, highlighting 'Team Lookup'. Other options include 'Create', 'Team Creation Matrix', 'Travel Requests', 'Post Travel Changes', 'Core Checking', and 'Declare Multi Teams'. The main content area shows a 'Compliance' table with columns for 'Compliance Type', 'Player/Admin', 'Total', 'Complete', 'Incomplete', and 'View'.

2. Search for your teams
3. Once teams have been submitted to the League you will see a green D with a circle for team Declared into a League.



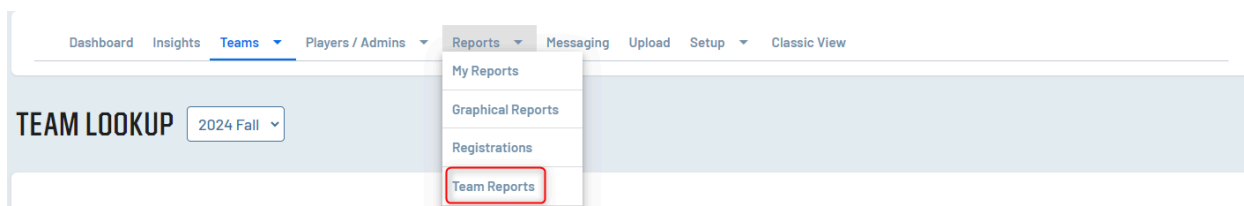
The 'TEAM LOOKUP' page displays search filters for '2024 Fall'. Filters include 'Select Region' (Demo Region), 'Select Club' (Demo Club - 0D01), 'Select Program' (Demo Club), 'Select Play Type/Level' (All Play Levels), 'Select Age Group' (All Age Groups), 'Select Gender' (All Genders), 'Activation Status' (No Status Filter), and 'Search Keywords'. A 'Reset' button and a 'Search' button are present. Below the filters, there are buttons for 'Delete Selected' and 'Email Selected'. The table shows 1 of 3 pages with 1-25 of 67 items. The table columns are: DEL, Team ID, Team Name, Lvl, Age, Club Name, AD, PL, Coach, and a status column. The status column shows a green 'D' in a circle for each team, indicating they are declared into a league.

DEL	Team ID	Team Name	Lvl	Age	Club Name	AD	PL	Coach	Status
<input type="checkbox"/>	0D01-01SB12-0086	Demo U12 B May 16 Team	S	B2012	Demo Club	0	0		D
<input type="checkbox"/>	0D01-01SB13-0085	Demo Club 25- G2010	S	B2013	Demo Club	0	0		D
<input type="checkbox"/>	0D01-01RB14-0028	Demo Club - Water B2014	R	B2014	Demo Club	0	0		D

Tournament Team Report

You can run a report to make sure all teams have been registered.

1. Click on Team Reports



The screenshot shows the 'Reports' dropdown menu with 'Team Reports' highlighted. The menu options are 'My Reports', 'Graphical Reports', 'Registrations', and 'Team Reports'. The background shows the 'TEAM LOOKUP' page with the '2024 Fall' dropdown.

2. Select Report Type: Tournament Team Application

TEAM REPORTS 2024 Fall ▼

Select a Club
Demo Club - D01 ▼

Select a Program
Demo Club ▼

Select Gender
All Genders ▼

Select Team Level
▼

Age Group
▼

Team Status
All ▼

Report Type
Tournament Team Application ▼

Generate Report Save Report

3. Click Generate Report

Tournament Team Application Report

Tournament	District	Association (League)	Club	Age Group	Team Name	Team Code	# of Admins	# of Players	Team Status	Application Status	Pay Status	Pay Type	Balance Due
Demo State League	Demo Region	Demo Club	Demo Club	Girls 12U	Demo Club - 02013	0001-018013-0078	0	0	Not Activated	In Progress	Unpaid		\$100.00
Demo State League	Demo Region	Demo Club	Demo Club	Girls 9U10U	Demo Club - 02014	0001-018014-0040	0	0	Not Activated	In Progress	Unpaid		\$100.00
Demo State League	Demo Region	Demo Club	Demo Club	Boys 12U	Demo Club 25- 02010	0001-018010-0085	0	0	Not Activated	Final Acceptance	Unpaid		\$100.00
Demo State League	Demo Region	Demo Club	Demo Club	Boys 12U	Demo U12 B May 18 Team	0001-018012-0088	0	0	Not Activated	Final Acceptance	Unpaid		\$100.00

4. You can export the report and sort as needed

1 of 1

Tournament Team Application Report

Tournament	District	Association (League)	Club	Age Group	Team Name	Team Code	# of Admins	# of Players	Team Status	Application Status	Pay Status	Pay Type	Balance Due
Demo State League	Demo Region	Demo Club	Demo Club	Girls 12U	Demo Club - 02013	0001-018013-0078	0	0	Not Activated	In Progress	Unpaid		\$100.00
Demo State League	Demo Region	Demo Club	Demo Club	Girls 9U10U	Demo Club - 02014	0001-018014-0040	0	0	Not Activated	In Progress	Unpaid		\$100.00
Demo State League	Demo Region	Demo Club	Demo Club	Boys 12U	Demo Club 25- 02010	0001-018010-0085	0	0	Not Activated	Final Acceptance	Unpaid		\$100.00
Demo State League	Demo Region	Demo Club	Demo Club	Boys 12U	Demo U12 B May 18 Team	0001-018012-0088	0	0	Not Activated	Final Acceptance	Unpaid		\$100.00
ISL Academy DEMO													

Select a format ▼

- Select a format
- Word
- Excel
- PowerPoint
- PDF
- TIFF file
- MHTML (web archive)
- CSV (comma delimited)
- XML file with report data
- Data Feed

Export